
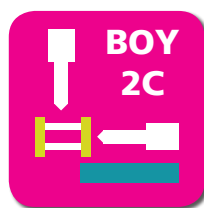




Procan ALPHA®



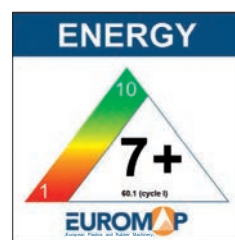
Automation



Multi Component



Made in Germany



The specified efficiency classification is achievable depending on the respective machine equipment.

Equipment

Injection unit

Pivoting injection unit	-
Preset screw speed values with ramping transition	■
Cold start protection	■
Number of set points of injection speed	8
Number of set points of injection pressure	2
Start of holding pressure dependent on hydraulic pressure, stroke and time	■
Start of holding pressure, cavity pressure-dependent	□
Number of set points of holding pressure	8
Production monitoring at start of holding pressure	■
Closed loop control for the complete injection profile and back pressure	■
Control for intrusion-injection	-
PID microprocessor-controlled heating zones for cylinder + nozzle set and temp. display	2+1 □
Hydraulically actuated needle shut-off nozzle (pneumatic for XS-LSR)	○
Slide-away for quick material change (25/35/55 VV / 35 HV / 2C M / L without hopper)	-
Automatic material loader / feeder	□
Adjustable nozzle force	■
Delayed nozzle retraction	■
Servo-electric screw drive (separate feed line required)	-
High wear-resistant plasticizing units	-
High wear-resistant EconPlast unit	-
Speed injection	-

Clamping unit

Reduced mould height by 50 mm	□
Moving platen support to improve the precision when using large moulds	-
Number of set points of mould closing speed / opening speed	8/8
Number of reopening attempts after mould closing	■
Hydr. ejector with dig. adjustable pressure, speed, position + no. of strokes, intermediate stop position	■
Hydraulic ejector with adjustable stroke 80 mm (for XS = 50 mm)	■
Hydraulic ejector with adjustable stroke 130 mm	-
Hydraulic ejector with adjustable stroke 150 mm and 42,7 kN force	-
Hydraulic unscrewing device, one or two directions of rotation with intermediate stop	-
Hydraulic unscrewing device, two directions, proportional valve and pulse generator	-
Core pull control with 4/3 way directional control valve and freely selectable operational programmes	□/-
Injection compression (coining) and breathing	-
Injection compression (coining) and breathing with mould degassing control	-
Hydraulic guard safety device	■
Self adjusting mechanical drop bar safety system with electronic monitor	□
Safety gate for handling devices	■
Electronically operated safety gate	-
Selection flap	-
Air ejection	□
Mould lifting crane	-
Simultaneous ejector movement (with double pump)	-
Integrated sprue picker	□

Electronics

USB interface for access and data exchange	■
Interface kit: Serial/Temperature device, USB/Printer and Ethernet	□
OPC interface	□
4 freely programmable inputs/outputs	□
Piece counter / interval signal	■
Preselect cycle counter with auto shut-off	■
Grounded socket outlet 230 V ~ / 10 A (alternatively can be switched off)	■(-)
CEE socket outlet 400 V ~ / 16 A (alternatively can be switched off)	-(-)
Socket distributor 3 x 400 V ~ / 3 x 230 V ~ switched (separate feed line required)	-
Energy distributor with four fixed connections, up to 5 x 400 V CEE + 3 x 230 V (sockets can be switched off optionally). Standard supply 125 A / 5 x 50 mm²	-
Switch cabinet ventilation	■
Standardized interface for handling units (EUROMAP 67)	□
Separate feeder (heating and motor current)	-
7-day timer	■
Additional temperature control	□
Brush control	□
Connector for safety switch to inhibit mould closing	□
Integrated hot runner control, 8/16-fold (separate feed line required)	-
Air conditioning unit for control cabinet	-
Alarm signal with sound	□

Hydraulics

Electronically controlled variable pump	■
Servo-motor pump drive (Servo-drive)	-
Oil preheating circuit automatic	■
Oil temperature gauge / Controlled oil cooling / Oil level indicator	■
Oil level and temperature monitoring	■
Optical oil filter contamination indicator	-
Proportional action valve for the clamping unit	-
Proportional valve with stroke feedback and positioning action for clamp unit	-

General

Cooling water distributor with electric shut-off valve for injection mould	-
Temperature control for feed throat	□
6- / 8-zone water distributor	-
Tool kit	□
Spare parts package	□
Oil filling	□
Anti-vibration mounts	■

■ standard ○ alternatively □ optional - not available

A 000718

E 06/16

Modification in design and equipment reserved

Innovative into the Future – BOY-Injectioneering



You would like to learn more about this BOY injection moulding machine?




Data and Equipment (complete overview)



Competence brochure





Sprue and removal pickers integrated under the safety gate



Compact handling for parts removal on the rear of the machine



Removable mould inserts for e.g. fast changing / switch

- **Maximum performance in the smallest area**
- More precise, most economical, extremely compact
- Precise Procan ALPHA® control
- Easy to operate
- Maximum energy efficiency
- Easily adaptable to **automated** processes
- Designed for continuous **industrial operation**

The BOY XS is a development from BOY – an injection moulding machine designed with **well-proven technology** and all the merits of our larger machines.

The difference: the BOY XS is even **more compact** and thus offers new possibilities for micro and sprueless single-cavity injection moulding.

The BOY XS facilitates **optimal automation solutions** from granules right up to the finished and packaged moulded part. The benefit for you: **cost effectiveness** combined with a **supreme level of precision**. The cantilevered clamping unit allows better accessibility and automation.

The intelligent design is ideally suited for the requirements of

micro injection moulding. **A 12 mm plasticizing unit** assures shortest residence times – a great advantage for **considerate processing of temperature-sensitive materials**.

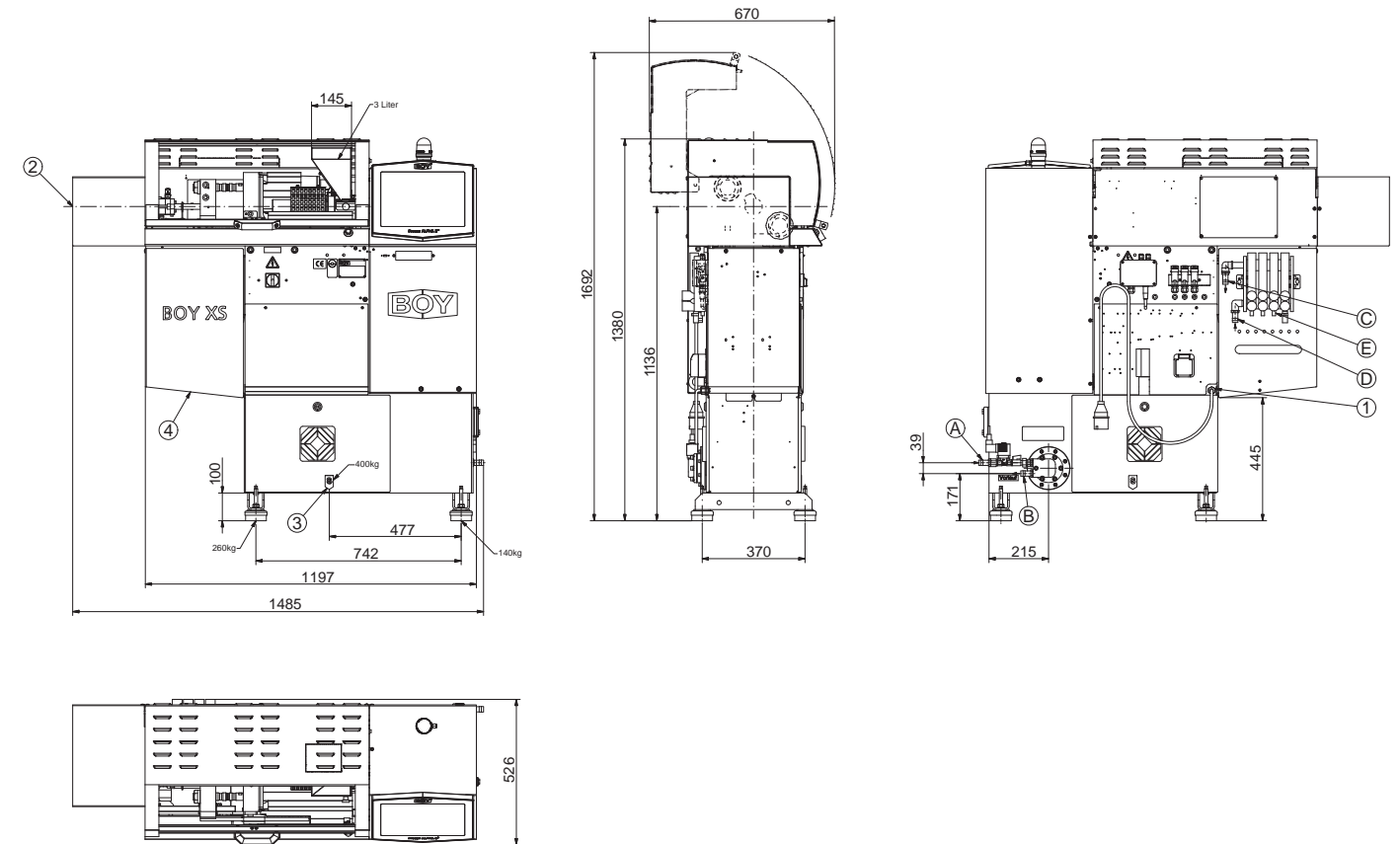
The innovative and **multi-patented** Procan ALPHA® control provides for absolute precision and repeatability with **easy operability**.

BOY's well-established, cantilevered two-platen clamping system reduces the space requirement to a minimum. The two **diagonally arranged** tie bars provide optimal access to the plasticizing unit, mould area, and ejector.

More machines in smallest space – this is possible with the BOY XS. The following picture makes this clear.



- 1 The machine design features the best ergonomics and efficient operation.
- 2 The ejector chute, open on three sides, guarantees optimum removal of the moulded parts. Optional: Stainless steel drawer in the trip chute for safe collection of produced parts.
- 3 Easy handling and flexibility with regard to additional equipment due to the cantilevered clamping system.
- 4 Optimum control technology with intuitive operation concept.
- 5 Robust machine design with integrated oil tank.



Technical Data – standard version

Injection unit for processing thermoplastics		SP 3 ¹	SP 14		
Screw diameter	mm	8	12	14	16
Screw- L/D-ratio		22	19.7	16.9	14.6
Max. stroke volume (theoretical)	cm ³	1.0	4.5	6.1	8.0
Max. shot weight in PS (theoretical)	g	1.14 (POM)	4.1	5.6	7.3
Injection force	kN	12.7	35.4	35.4	35.4
Injection flow (theoretical)	g/s	4.02 (POM)	25.6	35.0	45.6
Max. spec. injection pressure	bar	2534	3128	2298	1760
Max. screw stroke	mm	20	40	40	40
Nozzle force / contact pressure	kN	10	20	20	20
Nozzle retraction stroke	mm	100	100	100	100
Screw torque	Nm	12.5 (25 bar)	50 (75 bar)	75 (115 bar)	100 (150 bar)
Screw speed (infinitely variable)	U / min.	max. 340	max. 340	max. 340	max. 340
Screw pulback force	kN	5	5	5	5
Heating power (nozzle + cylinder)	W	1335	1825	1825	1825
Hopper capacity	litre	3	3	3	3

Clamping unit		100	100	100	100
Clamping force	kN	100	100	100	100
Distance between tie bars	mm (h x v)	160 (diagonal 205)	160 (diagonal 205)	160 (diagonal 205)	160 (diagonal 205)
Max. daylight between platen	mm	250 (optional 200)	250 (optional 200)	250 (optional 200)	250 (optional 200)
Max. opening stroke (adjustable)	mm	150	150	150	150
Min. mould height	mm	100 (optional 50)	100 (optional 50)	100 (optional 50)	100 (optional 50)
Max. mould weight on moveable clamping side	kg	22	22	22	22
Mould opening force	kN	15	15	15	15
Mould closing force	kN	10	10	10	10
Ejector stroke (max.)	mm	50	50	50	50
Ejector force pushing / pulling	kN	8.4 / 8.4	8.4 / 8.4	8.4 / 8.4	8.4 / 8.4

General		3.0 / 4.34 (400 V)	3.0 / 4.83 (400 V)	3.0 / 4.83 (400 V)	3.0 / 4.83 (400 V)
Installed driving power / total power	kW	3.0 / 4.34 (400 V)	3.0 / 4.83 (400 V)	3.0 / 4.83 (400 V)	3.0 / 4.83 (400 V)
Duration of the dry cycle (EUROMAP 6)	s – mm	1.3 – 112	1.3 – 112	1.3 – 112	1.3 – 112
Hydraulic system pressure	bar	300	300	300	300
Oil tank capacity	litre	28	28	28	28

Dimensiones and weights		BOY XS
Dimensions (LxWxH) / Footprint	mm / m ²	1480 x 520 x 1380 ² / 0.77
Total weight net (without oil)	kg	422
Total weight gross (pallet & foil / wooden case)	kg	472 / 582
Transport dimensions / case (LxWxH) approx.	m	1.55 x 0.7 x 1.6 / 1.7 x 0.7 x 1.8

1) not suitable for all materials; applicability on request 2) max. 1690 mm